

People



Place

NOUNS



Things



Week 6

Adjectives


Lesson 1

Adjectives are words that **describe** nouns. They usually come between the noun signal and the noun. They answer the questions what kind, which one, how many.

Examples: student desk (what kind?)
 that desk (which one?)
 four students (how many?)

Adjectives describe nouns. They add color and detail to writing.

Examples: The truck is slow.
 The big truck is slow.




I caught a fish.

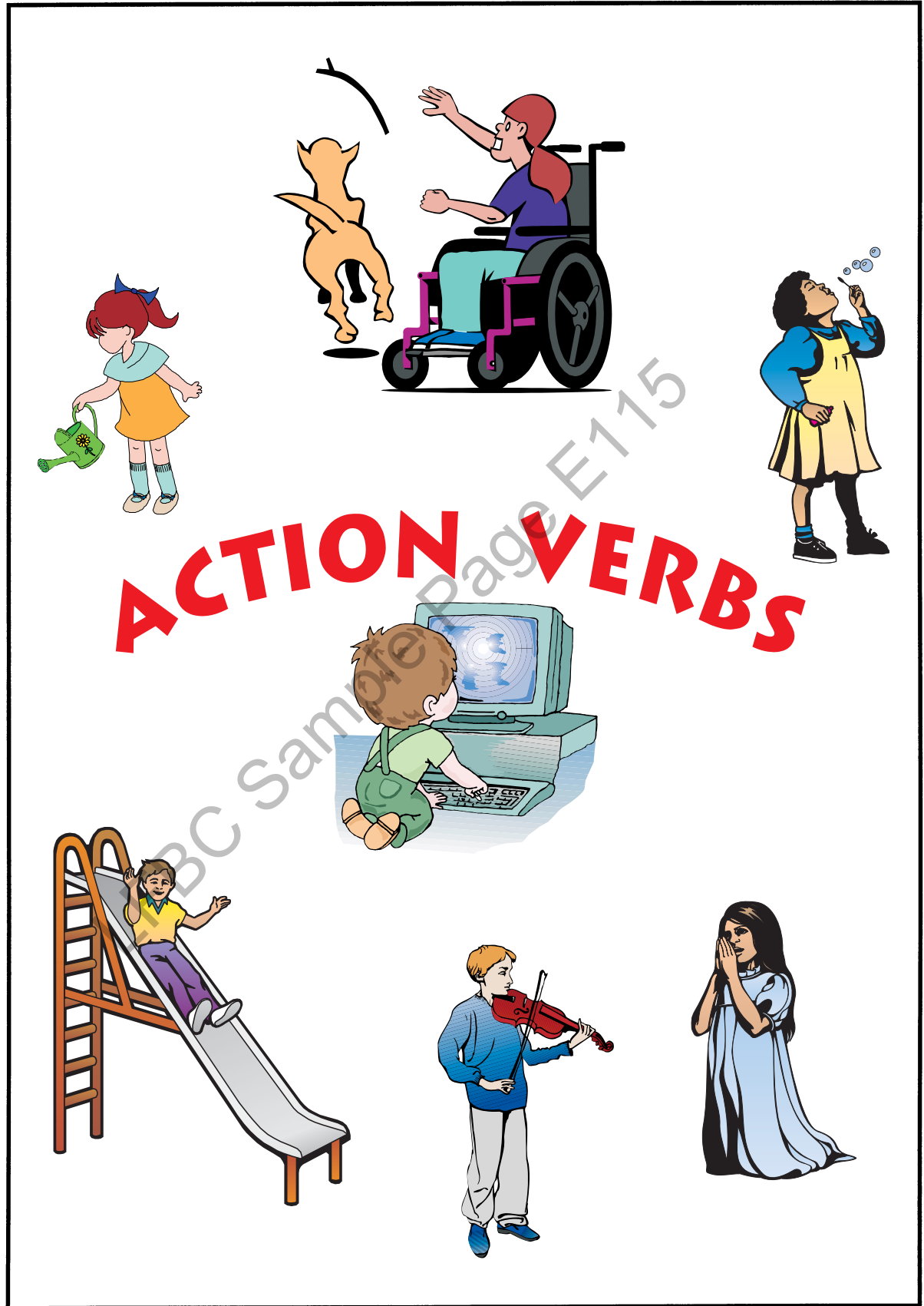
I caught a slippery fish.

Slippery describes fish. It is between the noun signal and fish.

Draw a neat circle around the adjectives in these sentences. Watch for more than one adjective in a sentence.

1. Penguins live in the frozen land.
2. They are awkward on the icy rocks.
3. Penguins swim well in the green ocean.
4. The vicious sea lion kills the penguin.





ACTION VERBS

On a separate sheet of paper, write a story about a birthday party. Use all the groups of words. Make up a title and skip lines. Turn it in to your Teacher/Parent.



Lesson 3

Write yes on the line before each group of words that is a complete sentence, no on the line before each group of words that is not a sentence.

- _____ 1. We enjoyed our trip to Grandmother's house.
- _____ 2. I through all the fields.
- _____ 3. Grandmother cooked a big for dinner.
- _____ 4. In the morning.



Place the correct punctuation mark at the end of each sentence.

- 5. Did Tip chase the cows
- 6. How many eggs did you gather
- 7. All the chickens were cackling
- 8. Look what a big egg
- 9. Where are the pigs
- 10. What a fat pig

